

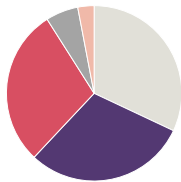
CHICAGO

The State of Pulmonary Health



DEMOGRAPHICS

Population: 2.7 million



32% Non-Hispanic White
30% African American
29% Hispanic
6% Asian; 3% Other

34 MEDIAN AGE

12 PERCENT
without health insurance
vs. 8.5 percent nationwide

20 PERCENT
living below poverty
vs. 13 percent nationwide



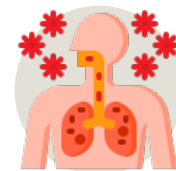
STATE OF HEALTH CARE

- African Americans are twice as likely to visit the Emergency Department for non-emergency visit that could have been treated by a primary care practitioner.
- Between 10 and 28 percent of people in Chicago's low-income neighborhoods have unmet prescription needs



LUNG HEALTH CARE


- Chronic lower respiratory disease deaths in Chicago were 26 percent higher for African-Americans than Whites.
- Asthma rates in Chicago's low-income areas are at twice that of the rates in high-income areas.



LUNG DISEASE IN CHICAGO

- Twelve percent of adults in Cook County are living with chronic lung disease.
- Chicago residents who died as a result of chronic lower respiratory disease were more likely to be older, poor black men, according to analysis by the Chicago Health Atlas

Sources: U.S. Census, American Lung Association, City of Chicago, Chicago Health Atlas



CHICAGO AND COVID-19

Total city cases: 86,078*
Total confirmed deaths: 2,999*

African Americans in Chicago were two times as likely to die of COVID-19 as whites.

*Totals as of October 15, 2020