

How to Use Your PULMICORT FLEXHALER®

Your clinician has prescribed medication that comes in a PULMICORT FLEXHALER inhaler. It is important that you know how to use the PULMICORT FLEXHALER device so that you can take your medication correctly and breathe better.

Important: Before using your PULMICORT FLEXHALER for the first time, make sure either 60 (if your clinician has prescribed a 90 microgram [µg] dose) or 120 (if your clinician has prescribed a 180 µg dose) appears in the dose indicator window. This window shows the number of doses left in the inhaler in 10-dose increments.

If you are using a PULMICORT FLEXHALER for the first time, complete these steps:

1. Hold the PULMICORT FLEXHALER straight up, with the brown grip at the bottom.
2. Twist the white cap counterclockwise, and then remove it.
3. Twist the brown grip to the right as far as it will go, and then twist it all the way back to the left until you hear a click.
4. Repeat step 3.

To use your PULMICORT FLEXHALER inhaler, complete these steps:




1. Hold the PULMICORT FLEXHALER straight up, with the brown grip at the bottom.
2. Twist the white cap counterclockwise, and then remove it.




3. Twist the brown grip to the right as far as it will go, and then twist it all the way back to the left until you hear a click.




4. Hold the inhaler away from your face, and then breathe out completely. **Important:** Do not breathe out into the inhaler.




5. Sit up straight or stand.
6. Place the mouthpiece between your lips, and then close your lips around the mouthpiece.



7. Breathe in fast and deep through your mouth and the inhaler. You may not taste or feel any medicine.



8. Remove the inhaler from between your lips.




9. Hold the inhaler away from your face, and then breathe out. **Important:** Do not breathe out into the inhaler.
10. If your clinician has told you to take more than one dose, repeat steps 3-9.



11. Wipe the mouthpiece with a clean cloth or tissue. **Important:** Do not wash or put the inhaler in water.



13. Rinse your mouth with water, and then spit the water out. **Important:** Do not swallow the water.



12. Place the cap back on your inhaler and twist it to close.

! When you have inhaled the last dose in the PULMICORT FLEXHALER device, the dose indicator window will show 0. Your PULMICORT FLEXHALER is empty. Dispose of the inhaler properly. Keep your PULMICORT FLEXHALER device and all medications out of the reach of children and pets.